



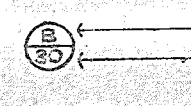



KEARNY MESA/DUNN

B U I L D I N G N O . 1 3


P DUNN PROPERTIES
 CORPORATION
 28 BROOKHOLLOW DR., SANTA ANA, CALIF. 92705

LEGEND:

-  CONCRETE TILT-UP PANEL
-  2x4 STUD PARTITION
-  WOOD OR G/L POST
-  (2) ———— DETAIL REFERENCE NUMBER
 ← SHEET WHERE DETAIL IS DRAWN
-  (B) ———— TYPE OF DOOR
 ← DOOR WIDTH IN INCHES
-  (A) ———— SECTION REFERENCE NUMBER
 ← SHEET WHERE SECTION IS DRAWN

SHEET INDEX:

- 1. TITLE SHEET & INDEX
- 2. THE SITE PLANS
- 3. FLOOR PLAN, FINISH SCHEDULE
- 4. ELEVATIONS & SECTION
- 5. FOUNDATION PLAN
- 6. ROOF FRAMING PLAN
- 7. PANEL ELEVATIONS
- 8. GENERAL NOTES & SPECIFICATIONS
- 9. ARCHITECTURAL DETAILS & SCHEDULES

S1. STRUCTURAL DETAILS & SECTIONS S2. STRUCTURAL DETAILS & SECTIONS S3. STRUCTURAL DETAILS & SECTIONS S4. STRUCTURAL DETAILS & SECTIONS	<div style="text-align: right; font-size: 2em; font-weight: bold; margin-bottom: 10px;">ESB</div> 
--	---

DATE	SCALE
DESIGN	CHECKED
JOB NO.	SHEET NO.
13	T

KEARNY MESA

0367